



Color Matching for Sublimation

Lisa Ellston lisae@jdsindustries.com

Discussion topics:

Before Color Matching

Nozzle checks, substrates, art quality, preventative maintenance, monitors, paper, the heat press, color management and other variables that affect color in sublimation.

What Palette to Use, RGB, Pantone, CMYK?

Defining the color spaces, differences/similarities, and which one to use.

Creating Palette Files to Sublimate

The greatest gift CorelDraw has to offer for printing and sublimating color samples

Creating a Palette from a Selection

This tool allows you to pull colors from any rasterized image or photo for a custom palette

The Blend Tool

Not just a design tool, the Blend tool allows you create thousands of colors from a preset range that you can then use to create custom palette colors.



BEFORE COLOR MATCHING

Eliminating Variables

Before experimenting with color matching, it is necessary to check all of your equipment and supplies. All of the following criteria are important, and unless these are addressed first, matching color is futile!



BEFORE COLOR MATCHING

Eliminating Variables

NOZZLE CHECK

- **First line of defense!**
- **Clean the print head if necessary**




BEFORE COLOR MATCHING


Eliminating Variables

NOZZLE CHECK

Good Nozzle Check



Bad Nozzle Check





BEFORE COLOR MATCHING

Eliminating Variables

PRINT SOMETHING

- **Don't ignore - print something**
- **The more you print, the less maintenance is needed**




BEFORE COLOR MATCHING

Eliminating Variables

KNOW THE SUBSTRATES

- **Sublimation strengths**
- **Sublimation challenges**





BEFORE COLOR MATCHING

Eliminating Variables

AGE OF THE INK

- **6 month rule**
- **Keep track of ink installation**



BEFORE COLOR MATCHING

Eliminating Variables

AGE OF THE INK





BEFORE COLOR MATCHING

Eliminating Variables

PAPER

- **Moisture - too much or not enough**
- **Dry out the transfer or run a humidifier**

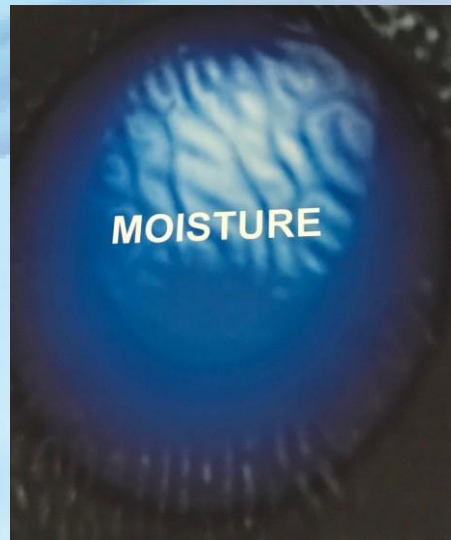


BEFORE COLOR MATCHING

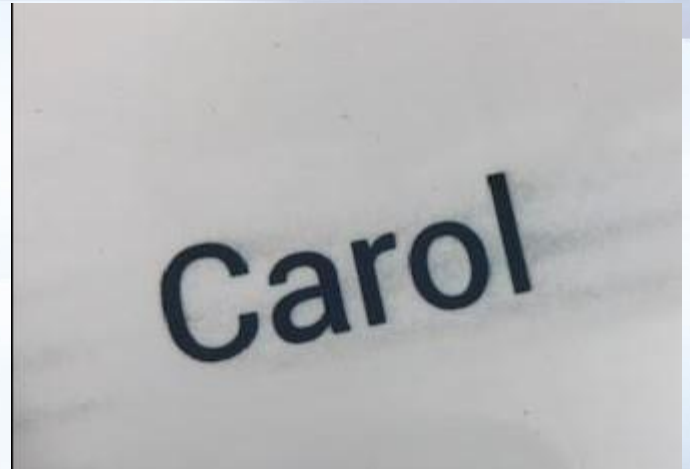
Eliminating Variables

PAPER

Too Much Moisture



Too Dry





BEFORE COLOR MATCHING

Eliminating Variables

THE HEAT PRESS

- **A good heat press is critical**
- **If your heat press temp fluctuates well too much you are in for trouble.**
- **Investing in a good press will alleviate many issues down the road.**



BEFORE COLOR MATCHING

Eliminating Variables

MONITORS

- **Monitors, especially laptop monitors, can be deceiving.**
- **Your monitor should be perpendicular to your eyes.**
- **Make sure your monitor is calibrated on a regular basis.**



BEFORE COLOR MATCHING

Eliminating Variables

COLOR MANAGEMENT

- **Often the most overlooked piece of the puzzle.**
- **Regardless of the printer, graphic software, computer, profiles, Powerdrivers or Print Managers you are using, there is a specific color management for your operation**
- **Check with your distributor for help.**



BEFORE COLOR MATCHING

Eliminating Variables

THE ARTWORK

- **Most difficult to control, if customer supplied**
- **Beware of Word, PowerPoint or other file types**
- **Check resolution of bitmapped images**
- **Check which palette was used for vector graphics**

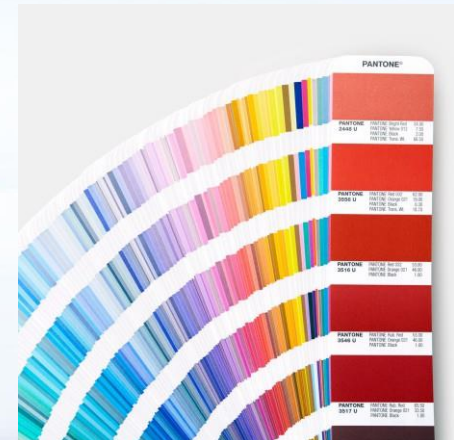


COLOR PALETTES

Which to use?

THE ARTWORK

- No right or wrong palette
- RGB or CMYK
- Why not Pantone?





COLOR PALETTES

**HOW TO COLOR
MATCH ...**



Color Matching for Sublimation

Thank You

Tech Support: 855.782.4657

for
Sales: 800.843.8853

Email: sublimation@jdsindustries.com



www.youtube.com/user/JDSINDUSTRIES
Attending!